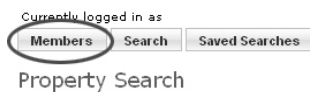


Create your agent profile at

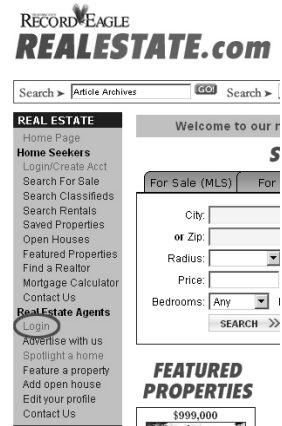
Your agent profile will appear any time a user searches for a Real Estate agent your area. It's FREE.
 Questions? E-mail sales@record-eagle.com or call Dan at 231-933-1439. We're happy to help!

1. Go to RecordEagleRealEstate.com and click the "Login" link under Real Estate Agents in the green bar on the left side of the screen.
2. If you already have an account, enter your email address and password in the green box on the right side, and click Sign In.

If you don't get have an account, click the Create An Account button and follow the prompts.



3. After logging in or creating your account, click the silver Members button.



4. In the Account Tools box, click the "Edit Your Marketing Profile" link.
5. Fill out each field:
 - a. Website Address: Your website, starting with http://
 - b. Website Banner: Appears across the top of your profile (optional)
 - c. Portrait: Your photo, which appears in the agent directory and on your profile.
 - d. Logo (brokerage): Your brokerage's logo, which appears in the agent directory and your profile (optional)
 - e. Profile: Use this area to tell our viewers something about yourself.
 - f. Specialties: Fill out each field item here. If you do not rent properties, do not select anything in the Property types (for rent) box.



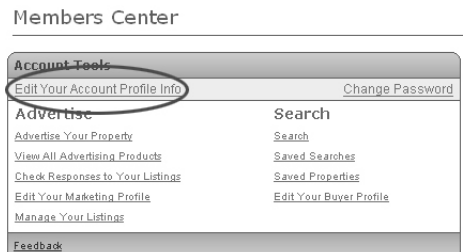
6. Click the Preview button to view your profile as our viewers will see it. A few pieces of information do not appear on the preview, but do appear to the viewer once your profile is live: Your name and brokerage appear above the "Summary" box, and your phone number and e-mail address appear below your photo.

7. Close the preview window and click the Save button.

8. Click the silver Members button again, and in the Account Tools box, click "Edit Your Account Profile Info."

9. Under "Enter your contact information," make sure your name, phone number, address, city, state & zip are filled out. Click the Save button to save changes if needed.

10. **IMPORTANT:** E-mail sales@record-eagle.com to let us know you've entered your profile data. We must push the profile live to the site, so unless you let us know it's there, it won't be seen in our agent database.



Questions? E-mail sales@record-eagle.com or call Dan at 231-933-1439. We're happy to help!